

NEWMED



SONOSCANNER

Premium Diagnostic Ultrasound

U-Lite

HD HandHeld Ultrasound Scanner





The future of ultrasound

For many decades, ultrasound was considered as an exploration technique reserved for the privileged few who had access to the technology, and who were able to interpret it. The spectacular image quality improvements encouraged the generalization of the technique in general medicine fields. Reinforced by its harmlessness, ultrasound has become the fundamental tool for diagnostics. For the most part, however, complex and costly diagnostic devices remain the domain of specialized medical centers.

The possibility to obtain risk-free immediate information about internal organs of the human body is still the dream of every health practitioner who has continually tried to obtain this information through clinical examination, palpation, auscultation....

With the arrival of new, extremely compact and efficient ultrasound devices such as the U-Lite presented by Sonoscanner, this dream becomes reality. For a reasonable price, each physician can have access to a high performance diagnostic tool – the initial diagnosis is more precise, sure and rapid, and the follow-up exams are thus better adapted.

Bruno Richard, MD, PhD

Honorary Professor, Université Paris Descartes

Inventor of the convex probe (US Patent US4516583, 1981)

co-founder of Sonoscanner.

U-Lite: a pocket-sized ultrasonic unit for each specialty

U-lite allows each health practitioner to have an advanced diagnostic tool, ready at any time, to go further than a simple palpation.

U-Lite is:

Three possible uses:

Nomad: for viewing in any kind of situation (emergency, ambulatory medicine, ambulance, etc)

Semi-nomad: with a Wi-Fi connection for a complete examination (doctor's office or house-calls)

Sedentary: HD screen display, thermal printer, push button Wi-Fi setup (hospital or doctor's office)

The force of our diagnostics:

- All Doppler modes
- Electronic multi-frequency probes, with high element density transducers
- All the biometrics
- Automated reports

Real-Time Comfort:

- Maximum automation for specific applications (automatic settings, automatic measures)
- High-definition screen display
- Thermal-paper print-outs

Pocket-size technology, ready in seconds, U-Lite displays high quality images of internal organs and their vascularization. All the useful functions of a traditional ultrasound unit are integrated as standard.



U-Lite Cart Stand



U-Lite Cart HD

System Specifications 0197

GENERAL INFORMATION


- Display: High Resolution 7" LED monitor
- Weight: 700g
- Dimensions: 190 mm X 135 mm X 20 mm
- Rechargeable Battery. Autonomy: >3h on back to back scanning
- Fastest Boot Up and Response Time
- Storage Capacity:>10 000images
- 1 USB
- WiFi
- HDMI Output to External HD Display
- Light dedicated cart for high mobility
- Complete dedicated cart for full capability
- DICOM

IMAGING MODE

- B Mode (2D)
- M Mode
- Pulsed Wave Doppler
- Color Doppler
- Color Power Doppler
- Directional Color Power Doppler
- Duplex Mode
- Triplex Mode
- Tissue Harmonic Imaging
- Trapezoidal Imaging
- Compound Imaging
- Tissue Doppler



U-Lite travel case



U-Lite Protech: mobility



U-Lite Protech: table stand

VERSATILITY AND SUPERIOR IMAGE QUALITY

High-end Advanced features:

With U-Lite you will benefit from the newest digital technology.

U-Lite is the only HD Handheld Ultrasound Scanner.

"The U-Lite is possible because of the exact mating of the latest developments in transducer design, efficient programming, and hi def displays. For the first time, physicians can use ultrasound in their daily work seamlessly, leveraging their knowledge and experience for problem solving instead of wondering if there is a conventional ultrasound application they might request. This applies from the physical exam of a symptomatic patient to preventive health screening of a group of people"

Jason Birnholz

MD, FACR, FRCR (UK), FACOG (Assoc.), Chicago, Il, USA

"The Sonoscanner U-Lite is quite impressive for its compact aspect and the quality of the image. Even though it is not of the same category, I dare to rank it among emergency or consultation ultrasound devices for its resolution. The image quality is such that it well suffices to carry out prenatal screening in a standard population. For those who would wish to do this, the online computer connections allow it. This device may reconcile many obstetricians with ultrasound!"

Dr. Gilles Grangé

Maternity Ward Port-Royal, Paris, DIU Director, Obstetric Ultrasound Advisor to the Paris Public Hospitals Group (AP-HP)

"you have created a most attractive package which offers much"

Pr. David Cosgrove

Radiologist, Imperial College, London

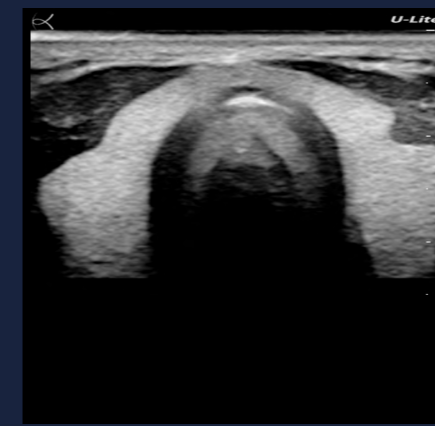
"My ultrasound colleagues and I are very impressed by the image quality of the U-Lite"

Pr. Gilles Stevenson

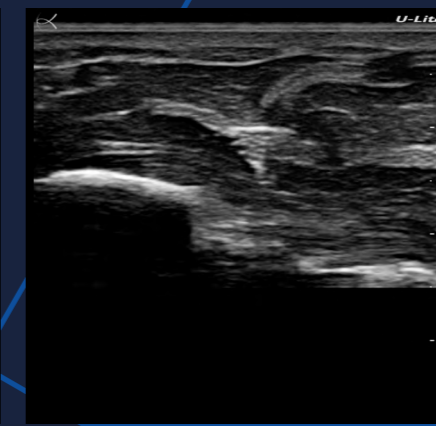
Radiologist, McMaster University, Canada

"Sonoscanner leads in hand-held ultrasound equipment & received the New Product Innovation Award for U-Lite. "

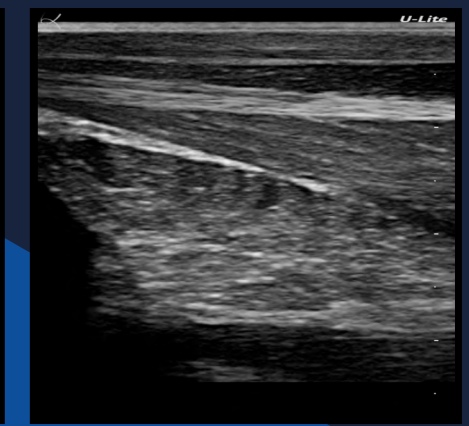
Frost&Sullivan



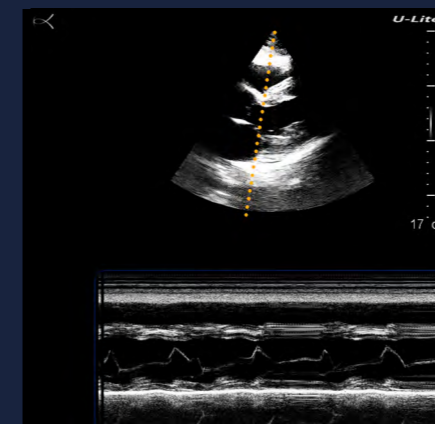
Thyroid



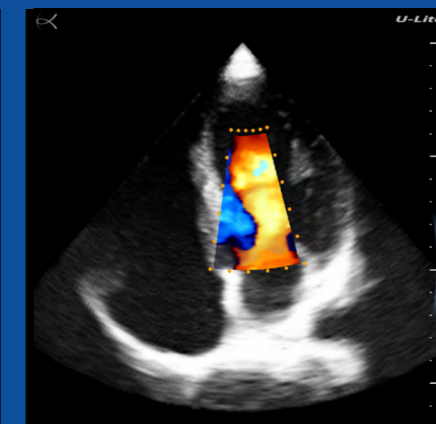
Median nerve



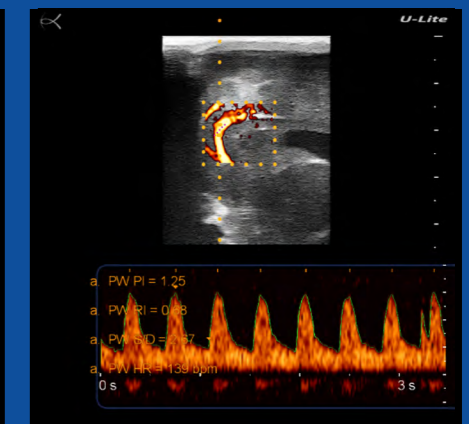
Muscle and tendon



M-Mode



Heart Color Doppler



Fetal Head PW

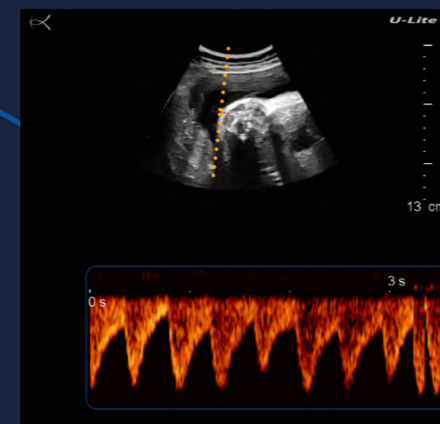
Advanced features



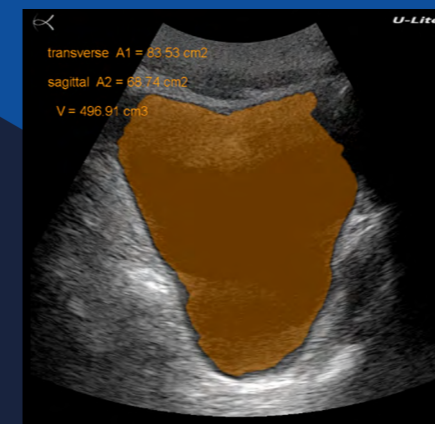
Fetus Profile



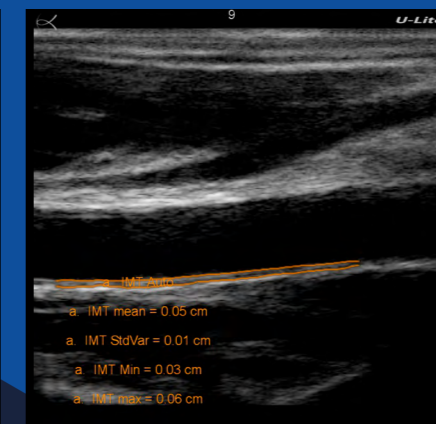
Fetus



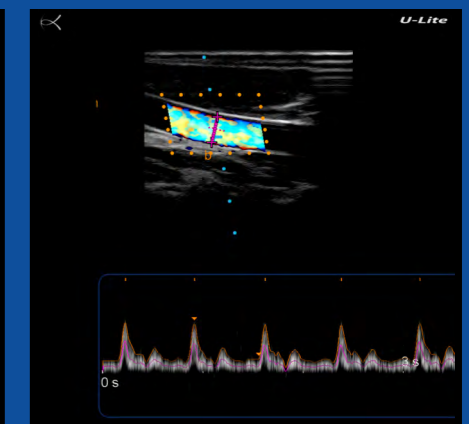
Umbilical cord



Auto Bladder Volume



Auto IMT



Auto Flow calculation

U-Lite Transducers

U-Lite is the only Ultrasound Scanner to present a complete range of transducers with the connector located at the probe side. This way, transducers can be carried easily and quickly connected.

A complete set of lightweight broadband multifrequency transducers that deliver superior image quality and doppler sensitivity in a wide range of clinical settings.

Simply attach the transducer to the U-Lite, the system will then auto-recognize the type of transducer being used and will therefore select the appropriate presets.

Premium Probes



Linear Array Full HD 5cm
High frequency

6-18 MHz

Small Parts, Vascular, Anesthesia



Convex Array HD
single crystal

1,5-6 MHz

Abdominal, Obstetrics, Gynecology,
anesthesia, Vascular, Emergency

Advanced Probes



Linear Array HD
Very high frequency

10-18 MHz

Small parts, Vascular
Anesthesia, MSK, Sport Medicine,
Pediatrics



Convex Array HD

2-5 MHz

Abdominal, Obstetrics, Gynecology,
Anesthesia, Vascular, Emergency

Access Probes



Linear Array
high frequency

5-12,5 MHz

Small parts, Vascular
Anesthesia, MSK, Sport Medicine,
Pediatrics



Convex Array

2-5 MHz

Abdominal, Obstetrics, Gynecology,
Anesthesia, Vascular, Emergency

SONOSCANNER SUPPORT & SERVICE

By establishing a long term relationship with our local partners, we ensure that a consistent wide array of upscale services will be provided to you by our team of local certified field specialists.

• **On-Site Training:** Upon delivery, our local technicians will provide you with all the necessary training so that you quickly make the U-Lite, a productive part of your clinical practice.

• **Customer Service:** Our local technical support team remains at your disposal to answer by email or by phone any of your inquiry.

• **Additional Training:** Our commitment to keep your ultrasound scanner a match with tomorrow's clinical needs may lead to important updates to be implemented on your U-Lite. After major updates, you may request your local Sonoscanner representative to provide you with an additional training to be done either on the phone or directly on-site.

• **Maintenance and Service:** In order to maintain the value of your U-Lite for years to come, we provide regular operations of maintenance and service on the scanner.

You can count on us to help you deliver the best medical care to your patients.

Sonoscanner reserves the right to make at any time and without notice, any changes in the specifications of the product(s) described in this brochure. Please contact your Sonoscanner representative for the most up-to-date product(s) information.

Speciality Probes



Endocavitary Array
4-9 MHz

Gynecology, Urology, Obstetrics



Hockey stick Array
10-18 MHz

Msk, Sport Medicine, Anesthesia,
Pediatrics



Phased Array Probe
1,5-5 MHz

Cardiology, Emergency, Transcranial,
Pediatric



Micro Convex Array
4-9 MHz

Abdominal, Obstetrics, Gynecology,
Anesthesia, Vascular, Emergency,
Pediatrics



Convex Array High
frequency
4-10 MHz

Abdominal, Obstetrics, Gynecology,
Anesthesia, Vascular, Emergency,
Pediatrics



Please contact your Sonoscanner representative for complete list of available transducers.

A world of applications

Whatever your specialty, there is an application for you!

With a system of specific applications, **U-Lite offers you:**

- A personalized solution for your clinical examination
- A daily time-saving due to unprecedented workflow integration
- A standardized protocol so you won't forget anything
- An excellent integration into the Sonoscanner ecosystem for complete and on-going evolutions and scalability
- An optimization of all system parameters to facilitate your full concentration on the diagnosis

The steps to follow:

- Choose the applications you need from the list of applications available
- Test them to your satisfaction
- Activate those that you need

Once you've activated an application, you will receive all updates, automatically and without charge to stay at the cutting edge of technology!

Bladder, Cardio, OB, Vascular, Dyalysis, MSK, Anaesthesia, Blue Protocol and many others





SONOSCANNER

Premium Diagnostic Ultrasound

Founded in 2003, Sonoscanner is the fruit of several decades of research in ultrasound imagery, originally initiated by the University of Paris.

The principal objective at the founding of Sonoscanner was to provide practitioners worldwide with the means to do early and dependable diagnoses. This commitment has not since changed and today Sonoscanner still continues to offer the best in portable ultrasound equipment, evermore innovative, efficient and user-friendly. Based in the heart of the French capital, Sonoscanner is a concentrate of the best of what France has to offer in the way of technology and ultrasound expertise.

In order to provide unrivaled quality products to practitioners worldwide, the Sonoscanner ultrasound devices are developed with the most innovative and modern technologies. Furthermore, they are manufactured respecting the strictest of technical standards, and the U-Lite meets the requirements of both the CE mark and the FDA. With respect to distribution, Sonoscanner carefully selects local partners to insure not only an exceptional product, but also the daily irreproachable service that practitioners need.

Today, our ultrasound devices are distributed worldwide by a network of local distribution partners that we have chosen to work with long-term.

Leader in the high definition pocket-sized ultrasound market thanks to the launch of U-Lite, Sonoscanner has the ambition to remain in this position through constant innovation and real attention to the needs of health professionals worldwide.

SONOSCANNER

6 rue André Voguet

75013 Paris – France

+33 9 54 97 15 57

contact@sonoscanner.com

NEWMED

MEDITUONTI OY

045 157 7336

newmed@newmed.fi

www.newmed.fi

